



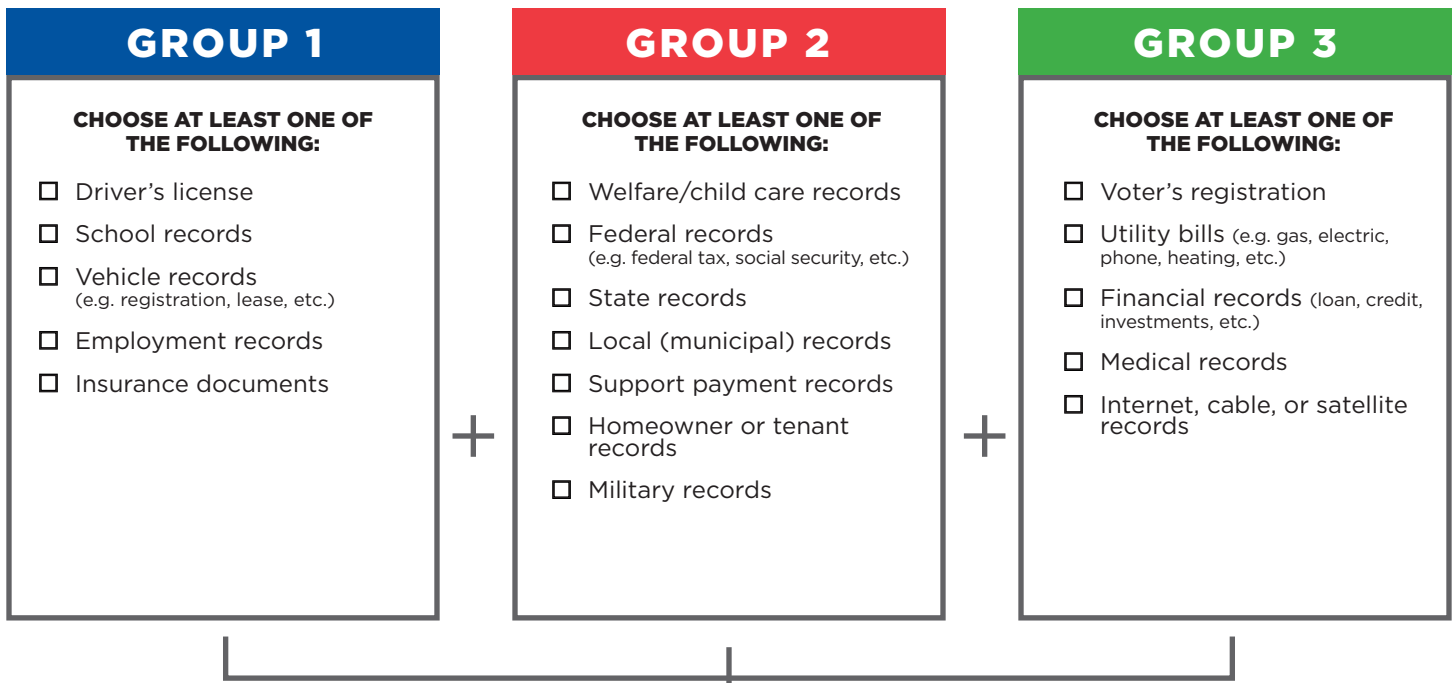
LITTLE LEAGUE® RESIDENCY AND SCHOOL ATTENDANCE ELIGIBILITY CHECKLIST

Players are eligible to play with that league only if they reside, or the physical location of the school where they attend classes is, within the boundaries provided to, and approved by, Little League® International. Complete Residency and School Attendance Eligibility Requirements can be found in the current year's *Little League Official Regulations, Playing Rules, and Policies* rulebook.

NOTE: Players who established “residence” or “school attendance” for regular season and/or tournament in a prior season using the Tournament Player Verification form, and can produce the form with proper proofs and signatures, will NOT need to complete a new Tournament Player Verification form.

RESIDENCY SHALL BE ESTABLISHED AND SUPPORTED BY:

Documents containing the full residence which includes **parent(s) or court-appointed guardian(s) name, street address, city, state, and zip code information, dated or in force between February 1 of the previous year and February 1 of the current year, from ONE or more documents from EACH of the three groups outlined below:**



Note 1: Three documents from the same group constitute only ONE document.

Note 2: Certain documents may be used in different Groups, but will count for only one Group per child. Example - If a water/sewer bill is used to satisfy Group II as a municipal record, that same bill CANNOT be used as a utility bill to satisfy Group III.

SCHOOL ATTENDANCE SHALL BE ESTABLISHED AND SUPPORTED BY:

A document indicating enrollment for the current academic year, dated prior to October 1 of previous year, and with the physical location of the school from **ONE of the following categories:**

- The School Enrollment Form provided by Little League (LittleLeague.org/SchoolEnrollmentForm)
- Official/Certified enrollment record, confirming current enrollment, that includes the school's physical address and the original signature of the school's senior administrator (principal, headmaster, etc.)

NOTE: A school-issued report card/performance record will no longer be accepted to establish school attendance.

Sport Parent Code of Conduct

We, the Laguna Hills Little League, have implemented the following Sport Parent Code of Conduct for the important message it holds about the proper role of parents in supporting their child in sports. Parents should read, understand and sign this form prior to their children participating in our league.

Any parent guilty of improper conduct at any game or practice will be asked to leave the sports facility and be suspended from the following game. Repeat violations may cause a multiple game suspension, or the season forfeiture of the privilege of attending all games.

Preamble

The essential elements of character-building and ethics in sports are embodied in the concept of sportsmanship and six core principles:

- Trustworthiness,
- Respect,
- Responsibility,
- Fairness,
- Caring, and
- Good Citizenship.

The highest potential of sports is achieved when competition reflects these “six pillars of character.”

I therefore agree:

1. I will not force my child to participate in sports.
2. I will remember that children participate to have fun and that the game is for youth, not adults.
3. I will inform the coach of any physical disability or ailment that may affect the safety of my child or the safety of others.
4. I will learn the rules of the game and the policies of the league.
5. I (and my guests) will be a positive role model for my child and encourage sportsmanship by showing respect and courtesy, and by demonstrating positive support for all players, coaches, officials and spectators at every game, practice or other sporting event.
6. I (and my guests) will not engage in any kind of unsportsmanlike conduct with any official, coach, player, or parent such as booing and taunting; refusing to shake hands; or using profane language or gestures.

7. I will not encourage any behaviors or practices that would endanger the health and well being of the athletes.
8. I will teach my child to play by the rules and to resolve conflicts without resorting to hostility or violence.
9. I will demand that my child treat other players, coaches, officials and spectators with respect regardless of race, creed, color, sex or ability.
10. I will teach my child that doing one’s best is more important than winning, so that my child will never feel defeated by the outcome of a game or his/her performance.
11. I will praise my child for competing fairly and trying hard, and make my child feel like a winner every time.
12. I will never ridicule or yell at my child or other participants for making a mistake or losing a competition.
13. I will emphasize skill development and practices and how they benefit my child over winning. I will also de-emphasize games and competition in the lower age groups.
14. I will promote the emotional and physical well-being of the athletes ahead of any personal desire I may have for my child to win.
15. I will respect the officials and their authority during games and will never question, discuss, or confront coaches at the game field, and will take time to speak with coaches at an agreed upon time and place.
16. I will demand a sports environment for my child that is free from drugs, tobacco, and alcohol and I will refrain from their use at all sports events.
17. I will refrain from coaching my child or other players during games and practices, unless I am one of the official coaches of the team.

X

_____ Date

Parent/Guardian Signature

COVID-19 PLAYER INFORMED CONSENT WAIVER

The novel coronavirus, COVID-19, has been declared a worldwide pandemic by the World Health Organization (WHO). COVID-19 is highly contagious and is believed to spread mainly from person-to-person contact. As a result, federal, state, and local governments and federal and state health agencies recommend social distancing and have in many locations prohibited the congregation of groups of people.

_____ Little League (the League) has put in place preventative measures to reduce the spread of COVID-19; however, the League cannot guarantee that you or your child(ren) will not become infected with COVID-19. Further, attending events held by the League **could increase** your risk and your child(ren)'s risk of contracting COVID-19.

In consideration of you and your child(ren)'s participation in the foregoing, the undersigned acknowledge and agree to the following:

- I am aware of the existence of the risk I take with my participation in activities with the League that may cause injury or illness such as, but not limited to COVID-19 that may lead to paralysis or death.
- I will not, nor any member(s) of my household, will visit or use League facilities if he/she experiences symptoms of fever, fatigue, difficulty breathing, or exhibiting any other symptoms related to COVID-19 or any other communicable disease.
- If I, or any member of my household comes in contact with, or becomes infected with COVID-19, will not attend any activity with the League for the recommended fourteen (14) days.
- I am fully and personally responsible for my and my child(ren)s own safety and actions while and during our participation and I recognize that we may be, in any case, at risk of contracting COVID-19.
- With full knowledge of the risks involved, I hereby release, waive, discharge the League, its board, officers, independent contractors, affiliates, employees, representatives, successors and assigns from any and all liabilities, claims, demands, actions, and cause of action whatsoever, directly or indirectly arising out of or related to any loss, damage, injury, or death, that may be sustained by me or my child(ren) related to COVID-19 while participating in any activity while in, on, or around the premises or while using the facilities that may lead to unintentional exposure or harm due to COVID-19.
- I agree to indemnify, defend, and hold harmless the League from and against any and all costs, expenses, damages, lawsuits, and/or liabilities or claims arising whether directly or indirectly from or related to any and all claims made by or against any of the released party due to injury, loss or death from or related to COVID-19.

By signing this agreement I acknowledge that I have read the foregoing Player Informed Consent Waiver and understand its contents; that I am the legal parent/guardian of the child listed on this form and fully competent to give consent; That I have been sufficiently informed of the risks involved and give my voluntary consent in signing it at my own free act and deed; that I give my voluntary consent in signing this Player Informed Consent Waiver as my own free act and deed with full intention to be bound by the same, and free from any inducement or representation. Failure to follow these guidelines may result in removal from future League activities.

(Signature of Parent/Guardian)

(Date)

(Printed Name of Parent/Guardian)

(Printed Name of Participant(s)/Player(s))



WAIVER AND RELEASE OF LIABILITY AND ASSUMPTION OF RISK

Participant Name: _____

In consideration of being allowed to participate in the Laguna Hills Little League program and related events and activities, the undersigned acknowledges, appreciates, and agrees that:

1. The risk of injury and/or illness from the activities involved in the program is significant, including the potential for permanent paralysis and death, and while particular rules, equipment, and personal discipline may reduce the risk, the risk of serious injury remains and cannot be eliminated; and
2. Participation includes possible exposure to and illness from infectious and communicable diseases or maladies including, but not limited, to MRSA, influenza, and COVID-19. While particular rules, equipment, and personal discipline may reduce this risk, the risk of serious illness and death does exist and cannot be eliminated; and,
3. I KNOWINGLY AND FREELY ASSUME ALL SUCH RISKS, both known and unknown, EVEN IF ARISING FROM THE NEGLIGENCE OF THE RELEASEES or others, and assume full responsibility for my participation; and,
4. I willingly agree to comply with stated and customary terms and conditions for participation, including all safety protocols established for protection against infectious diseases. If, however, I observe any unusual or significant hazard during my presence or participation, I will remove myself from participation and bring such hazard to the attention of the nearest official immediately; and,
5. I, for myself and on behalf of my heirs, assigns, personal representatives and next of kin, HEREBY RELEASE AND HOLD HARMLESS Laguna Hills Little League, their officers, officials, agents, and/or employees, other participants, sponsoring agencies, sponsors, advertisers, and if applicable, owners and lessors of premises used to conduct any event ("Releasees"), WITH RESPECT TO ANY AND ALL ILLNESS, DISABILITY, DEATH, or loss or damage to person or property, WHETHER ARISING FROM THE NEGLIGENCE OF RELEASEES OR OTHERWISE, to the fullest extent permitted by law; and,
6. I HAVE READ THIS WAIVER AND RELEASE OF LIABILITY AND ASSUMPTION OF RISK AGREEMENT, FULLY UNDERSTAND ITS TERMS, UNDERSTAND THAT I HAVE GIVEN UP SUBSTANTIAL RIGHTS BY AGREEING TO IT ON MY OWN BEHALF OR ON BEHALF OF THE YOUTH PARTICIPANT ASSOCIATED WITH THIS GUARDIAN, AND I SIGN IT FREELY AND VOLUNTARILY WITHOUT ANY INDUCEMENT.

Signature of Adult Participant / Parent / Legal Guardian of Youth Participant: _____

Date: _____

CHECK APPROPRIATE BOX:

Acknowledgement by Adult Participant: I agree and verify the following: 1) I consent and agree to assume the risks of participation in this program and related events and activities; and 2) I specifically agree to the release as provided herein of all the Releasees, and, for myself, my heirs, assigns, and next of kin, I release and agree to indemnify the Releasees from any and all liabilities incident to my involvement or participation in this program and related events and activities, EVEN IF ARISING FROM THE NEGLIGENCE OF THE RELEASEES OR OTHERWISE.

Acknowledgement by Parents and/or Legal Guardians of Youth Participants: I agree and verify the following: 1) I am the parent or legal guardian for the youth participant named above, 2) that the date of birth of the youth participant provided to the Laguna Hills Little League is correct, 3) that as parent or legal guardian with legal responsibility for this youth participant, I consent and agree to assume the risks of his/her participation in this program and related events and activities; and 4) that I specifically agree to his/her release as provided herein of all the Releasees, and, for myself, my heirs, assigns and next of kin, I release and agree to indemnify the Releasees from any and all liabilities incident to this youth participant's involvement in this program and related events and activities, EVEN IF ARISING FROM THE NEGLIGENCE OF THE RELEASEES OR OTHERWISE.



Little League® Baseball and Softball M E D I C A L R E L E A S E



NOTE: To be carried by any Regular Season or Tournament Team Manager together with team roster or International Tournament affidavit.

Player: _____ Date of Birth: _____ Gender (M/F): _____

Parent (s)/Guardian Name: _____ Relationship: _____

Parent (s)/Guardian Name: _____ Relationship: _____

Player's Address: _____ City: _____ State/Country: _____ Zip: _____

Home Phone: _____ Work Phone: _____ Mobile Phone: _____

PARENT OR LEGAL GUARDIAN AUTHORIZATION: Email: _____

In case of emergency, if family physician cannot be reached, I hereby authorize my child to be treated by Certified Emergency Personnel. (i.e. EMT, First Responder, E.R. Physician)

Family Physician: _____ Phone: _____

Address: _____ City: _____ State/Country: _____

Hospital Preference: _____

Parent Insurance Co: _____ Policy No.: _____ Group ID#: _____

League Insurance Co: _____ Policy No.: _____ League/Group ID#: _____

If parent(s)/legal guardian cannot be reached in case of emergency, contact:

Name Phone Relationship to Player

Name Phone Relationship to Player

Please list any allergies/medical problems, including those requiring maintenance medication. (i.e. Diabetic, Asthma, Seizure Disorder)

Medical Diagnosis	Medication	Dosage	Frequency of Dosage

Date of last Tetanus Toxoid Booster: _____

The purpose of the above listed information is to ensure that medical personnel have details of any medical problem which may interfere with or alter treatment.

Mr./Mrs./Ms. _____
Authorized Parent/Guardian Signature Date:

FOR LEAGUE USE ONLY:

League Name: _____ League ID: _____

Division: _____ Team: _____ Date: _____

WARNING: PROTECTIVE EQUIPMENT CANNOT PREVENT ALL INJURIES A PLAYER MIGHT RECEIVE WHILE PARTICIPATING IN BASEBALL/SOFTBALL.
Little League does not limit participation in its activities on the basis of disability, race, color, creed, national origin, gender, sexual preference or religious preference.



By signing below, both parent and athlete acknowledge you have read and reviewed the attached fact sheets. Please return signed form to Laguna Hills Little League.

In accordance with California Health and Safety Code section 124235 (requiring concussion and sudden cardiac arrest information sheets to be given to each athlete yearly, and those information sheets must be signed and returned by each athlete)

- Concussion Information Sheet
- Keep Their Heart in the Game – Sudden Cardiac Arrest Information Sheet

****New for 2020 – 2021 Season**** In accordance with California Health and Safety Code section 124236 (requiring CDC’s opioid information sheets to be given to each athlete yearly, and those information sheets must be signed and returned by each athlete)

- Opioid Factsheet for Patients

Athlete’s Name Printed: _____ Date: _____

Athlete’s Signature: _____

Parent or Legal
Guardian’s Name Printed: _____ Date: _____

Parent or Legal
Guardian’s Signature: _____

Links to these factsheets can also be found on LHLL.org

Concussion

INFORMATION SHEET



This sheet has information to help protect your children or teens from concussion or other serious brain injury. Use this information at your children's or teens' games and practices to learn how to spot a concussion and what to do if a concussion occurs.


What Is a Concussion?

A concussion is a type of traumatic brain injury—or TBI—caused by a bump, blow, or jolt to the head or by a hit to the body that causes the head and brain to move quickly back and forth. This fast movement can cause the brain to bounce around or twist in the skull, creating chemical changes in the brain and sometimes stretching and damaging the brain cells.

How Can I Help Keep My Children or Teens Safe?

Sports are a great way for children and teens to stay healthy and can help them do well in school. To help lower your children's or teens' chances of getting a concussion or other serious brain injury, you should:

- Help create a culture of safety for the team.
 - Work with their coach to teach ways to lower the chances of getting a concussion.
 - Talk with your children or teens about concussion and ask if they have concerns about reporting a concussion. Talk with them about their concerns; emphasize the importance of reporting concussions and taking time to recover from one.
 - Ensure that they follow their coach's rules for safety and the rules of the sport.
 - Tell your children or teens that you expect them to practice good sportsmanship at all times.
- When appropriate for the sport or activity, teach your children or teens that they must wear a helmet to lower the chances of the most serious types of brain or head injury. However, there is no “concussion-proof” helmet. So, even with a helmet, it is important for children and teens to avoid hits to the head.

 **Plan ahead.** What do you want your child or teen to know about concussion?

How Can I Spot a Possible Concussion?

Children and teens who show or report one or more of the signs and symptoms listed below—or simply say they just “don't feel right” after a bump, blow, or jolt to the head or body—may have a concussion or other serious brain injury.

Signs Observed by Parents or Coaches

- Appears dazed or stunned
- Forgets an instruction, is confused about an assignment or position, or is unsure of the game, score, or opponent
- Moves clumsily
- Answers questions slowly
- Loses consciousness (even briefly)
- Shows mood, behavior, or personality changes
- Can't recall events *prior to* or *after* a hit or fall

Symptoms Reported by Children and Teens

- Headache or “pressure” in head
- Nausea or vomiting
- Balance problems or dizziness, or double or blurry vision
- Bothered by light or noise
- Feeling sluggish, hazy, foggy, or groggy
- Confusion, or concentration or memory problems
- Just not “feeling right,” or “feeling down”

Talk with your children and teens about concussion. Tell them to report their concussion symptoms to you and their coach right away. Some children and teens think concussions aren't serious, or worry that if they report a concussion they will lose their position on the team or look weak. Be sure to remind them that *it's better to miss one game than the whole season.*



CONCUSSIONS AFFECT EACH CHILD AND TEEN DIFFERENTLY.

While most children and teens with a concussion feel better within a couple of weeks, some will have symptoms for months or longer. Talk with your children's or teens' healthcare provider if their concussion symptoms do not go away, or if they get worse after they return to their regular activities.

What Are Some More Serious Danger Signs to Look Out For?

In rare cases, a dangerous collection of blood (hematoma) may form on the brain after a bump, blow, or jolt to the head or body and can squeeze the brain against the skull. Call 9-1-1 or take your child or teen to the emergency department right away if, after a bump, blow, or jolt to the head or body, he or she has one or more of these danger signs:

- One pupil larger than the other
- Drowsiness or inability to wake up
- A headache that gets worse and does not go away
- Slurred speech, weakness, numbness, or decreased coordination
- Repeated vomiting or nausea, convulsions or seizures (shaking or twitching)
- Unusual behavior, increased confusion, restlessness, or agitation
- Loss of consciousness (passed out/knocked out). Even a brief loss of consciousness should be taken seriously

▶ **Children and teens** who continue to play while having concussion symptoms, or who return to play too soon—while the brain is still healing—have a greater chance of getting another concussion. A repeat concussion that occurs while the brain is still healing from the first injury can be very serious, and can affect a child or teen for a lifetime. It can even be fatal.

What Should I Do If My Child or Teen Has a Possible Concussion?

As a parent, if you think your child or teen may have a concussion, you should:

1. Remove your child or teen from play.
2. Keep your child or teen out of play the day of the injury. Your child or teen should be seen by a healthcare provider and only return to play with permission from a healthcare provider who is experienced in evaluating for concussion.
3. Ask your child's or teen's healthcare provider for written instructions on helping your child or teen return to school. You can give the instructions to your child's or teen's school nurse and teacher(s) and return-to-play instructions to the coach and/or athletic trainer.

Do not try to judge the severity of the injury yourself. Only a healthcare provider should assess a child or teen for a possible concussion. Concussion signs and symptoms often show up soon after the injury. But you may not know how serious the concussion is at first, and some symptoms may not show up for hours or days.

The brain needs time to heal after a concussion. A child's or teen's return to school and sports should be a gradual process that is carefully managed and monitored by a healthcare provider.

To learn more, go to [cdc.gov/HEADSUP](https://www.cdc.gov/HEADSUP)



Discuss the risks of concussion and other serious brain injuries with your child or teen, and have each person sign below.

Detach the section below, and keep this information sheet to use at your children's or teens' games and practices to help protect them from concussion or other serious brain injuries.

Fact Sheet for Parents & Student Athletes



This sheet has information to help protect your student athlete from Sudden Cardiac Arrest

Why do heart conditions that put student athletes at risk go undetected?

While a student athlete may display no warning signs of a heart condition, studies do show that symptoms are typically present but go unrecognized, unreported, missed or misdiagnosed.

- Symptoms can be misinterpreted as typical in active student athletes
- Fainting is often mistakenly attributed to stress, heat, or lack of food or water
- Student athletes experiencing symptoms regularly don't recognize them as unusual – it's their normal
- Symptoms are not shared with an adult because student athletes are embarrassed they can't keep up
- Student athletes mistakenly think they're out of shape and just need to train harder
- Students (or their parents) don't want to jeopardize playing time
- Students ignore symptoms thinking they'll just go away
- Adults assume students are OK and just "check the box" on health forms without asking them
- Medical practitioners and parents alike often miss warning signs
- Families don't know or don't report heart health history or warning signs to their medical practitioner
- Well-child exams and sports physicals do not check for conditions that can put student athletes at risk
- Stethoscopes are not a comprehensive diagnostic test for heart conditions

Protect Your Student's Heart

Educate yourself about sudden cardiac arrest, talk with your student about warning signs, and create a culture of prevention in your school sports program.

- Know the warning signs
- Document your family's heart health history as some conditions can be inherited
- If symptoms/risk factors present, ask your doctor for follow-up heart/genetic testing
- Don't just "check the box" on health history forms—ask your student how they feel
- Take a cardiac risk assessment with your student each season
- Encourage student to speak up if any of the symptoms are present
- Check in with your coach to see if they've noticed any warning signs
- Active students should be shaping up, not breaking down
- As a parent on the sidelines, know the cardiac chain of survival
- Be sure your school and sports organizations comply with state law to have administrators, coaches and officials trained to respond to a cardiac emergency
- Help fund an onsite AED

What happens if my student has warning signs or risk factors?

- State law requires student athletes who faint or exhibit other cardio-related symptoms to be re-cleared to play by a licensed medical practitioner.
- Ask your health care provider for diagnostic or genetic testing to rule out a possible heart condition.

Electrocardiograms (ECG or EKG) record the electrical activity of the heart. ECGs have been shown to detect a majority of heart conditions more effectively than physical and health history alone. Echocardiograms (ECHO) capture a live picture of the heart.

- Your student should be seen by a health care provider who is experienced in evaluating cardiovascular (heart) conditions.
- Follow your providers instructions for recommended activity limitations until testing is complete.

What if my student is diagnosed with a heart condition that puts them at risk?

There are many precautionary steps that can be taken to prevent the onset of SCA including activity modifications, medication, surgical treatments, or implanting a pacemaker and/or implantable cardioverter defibrillator (ICD). Your practitioner should discuss the treatment options with you and any recommended activity modifications while undergoing treatment. In many cases, the abnormality can be corrected and students can return to normal activity.

What is Sudden Cardiac Arrest? Sudden Cardiac Arrest (SCA) is a life-threatening emergency that occurs when the heart suddenly stops beating. It strikes people of all ages who may seem to be healthy, even children and teens. When SCA happens, the person collapses and doesn't respond or breathe normally. They may gasp or shake as if having a seizure, but their heart has stopped. SCA leads to death in minutes if the person does not get help right away. Survival depends on people nearby calling 911, starting CPR, and using an automated external defibrillator (AED) as soon as possible.

What CAUSES SCA?

SCA occurs because of a malfunction in the heart's electrical system or structure. The malfunction is caused by an abnormality the person is born with, and may have inherited, or a condition that develops as young hearts grow. A virus in the heart or a hard blow to the chest can also cause a malfunction that can lead to SCA.

How COMMON is SCA?

As a leading cause of death in the U.S., most people are surprised to learn that SCA is also the #1 killer of student athletes and the leading cause of death on school campuses. Studies show that 1 in 300 youth has an undetected heart condition that puts them at risk.

Factors That Increase the Risk of SCA

- ✓ Family history of known heart abnormalities or sudden death before age 50
- ✓ Specific family history of Long QT Syndrome, Brugada Syndrome, Hypertrophic Cardiomyopathy, or Arrhythmogenic Right Ventricular Dysplasia (ARVD)
- ✓ Family members with known unexplained fainting, seizures, drowning or near drowning or car accidents
- ✓ Family members with known structural heart abnormality, repaired or unrepaired
- ✓ Use of drugs, such as cocaine, inhalants, "recreational" drugs, excessive energy drinks, diet pills or performance-enhancing supplements

FAINTING IS THE #1 SYMPTOM OF A HEART CONDITION

RECOGNIZE THE WARNING SIGNS & RISK FACTORS

Ask Your Coach and Consult Your Doctor if These Conditions are Present in Your Student

Potential Indicators That SCA May Occur

- ▶ Fainting or seizure, especially during or right after exercise
- ▶ Fainting repeatedly or with excitement or startle
- ▶ Excessive shortness of breath during exercise
- ▶ Racing or fluttering heart palpitations or irregular heartbeat
- ▶ Repeated dizziness or lightheadedness
- ▶ Chest pain or discomfort with exercise
- ▶ Excessive, unexpected fatigue during or after exercise

Cardiac Chain of Survival

Their life depends on your quick action!

CPR can triple the chance of survival.

Start immediately and use the onsite AED.



CALL



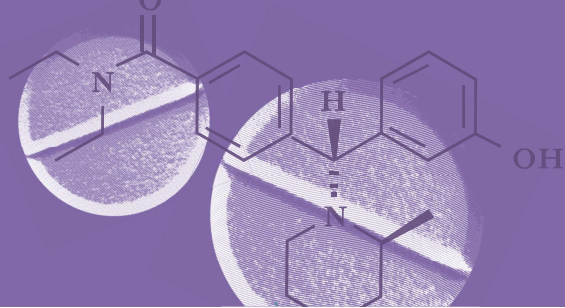
PUSH



SHOCK

KeepTheirHeartInTheGame.org

PRESCRIPTION OPIOIDS: WHAT YOU NEED TO KNOW



Prescription opioids can be used to help relieve moderate-to-severe pain and are often prescribed following a surgery or injury, or for certain health conditions. These medications can be an important part of treatment but also come with serious risks. It is important to work with your health care provider to make sure you are getting the safest, most effective care.

WHAT ARE THE RISKS AND SIDE EFFECTS OF OPIOID USE?

Prescription opioids carry serious risks of addiction and overdose, especially with prolonged use. An opioid overdose, often marked by slowed breathing, can cause sudden death. The use of prescription opioids can have a number of side effects as well, even when taken as directed:

- Tolerance—meaning you might need to take more of a medication for the same pain relief
- Physical dependence—meaning you have symptoms of withdrawal when a medication is stopped
- Increased sensitivity to pain
- Constipation
- Nausea, vomiting, and dry mouth
- Sleepiness and dizziness
- Confusion
- Depression
- Low levels of testosterone that can result in lower sex drive, energy, and strength
- Itching and sweating

As many as
1 in 4
PEOPLE*



receiving prescription opioids long term in a primary care setting struggles with addiction.

* Findings from one study

RISKS ARE GREATER WITH:

- History of drug misuse, substance use disorder, or overdose
- Mental health conditions (such as depression or anxiety)
- Sleep apnea
- Older age (65 years or older)
- Pregnancy

Avoid alcohol while taking prescription opioids. Also, unless specifically advised by your health care provider, medications to avoid include:

- Benzodiazepines (such as Xanax or Valium)
- Muscle relaxants (such as Soma or Flexeril)
- Hypnotics (such as Ambien or Lunesta)
- Other prescription opioids



U.S. Department of
Health and Human Services
Centers for Disease
Control and Prevention

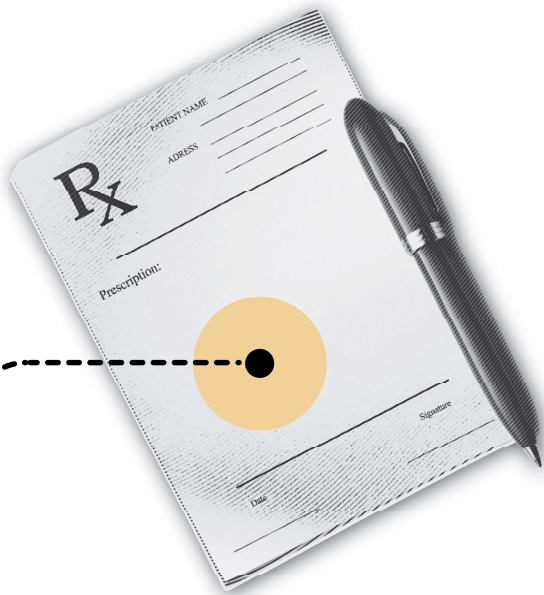


American Hospital
Association®

KNOW YOUR OPTIONS

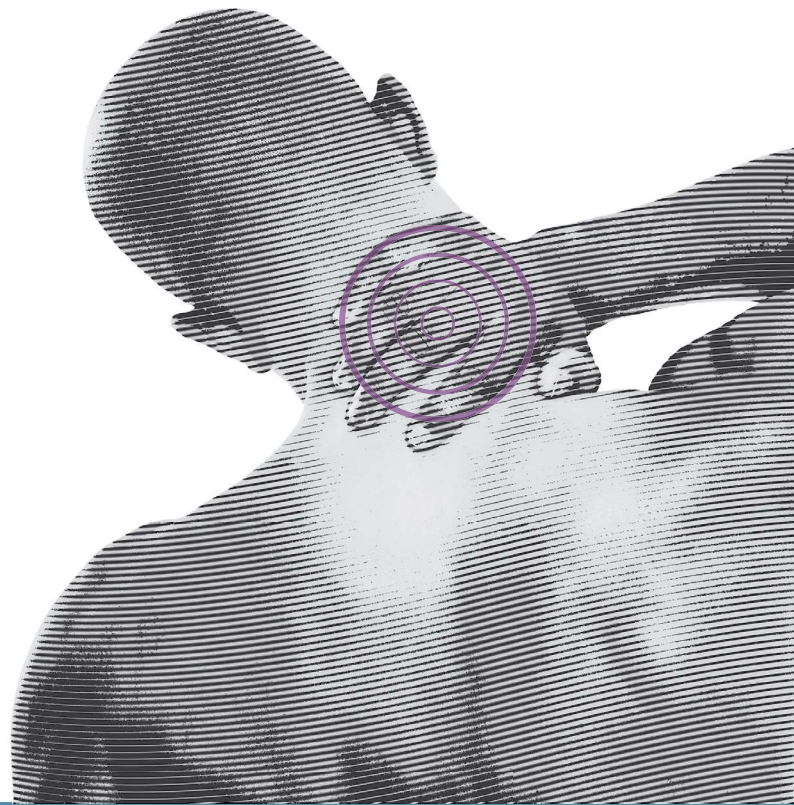
Talk to your health care provider about ways to manage your pain that don't involve prescription opioids. Some of these options **may actually work better** and have fewer risks and side effects. Options may include:

- ❑ Pain relievers such as acetaminophen, ibuprofen, and naproxen
- ❑ Some medications that are also used for depression or seizures
- ❑ Physical therapy and exercise
- ❑ Cognitive behavioral therapy, a psychological, goal-directed approach, in which patients learn how to modify physical, behavioral, and emotional triggers of pain and stress.



Be Informed!

Make sure you know the name of your medication, how much and how often to take it, and its potential risks & side effects.



IF YOU ARE PRESCRIBED OPIOIDS FOR PAIN:

- ❑ Never take opioids in greater amounts or more often than prescribed.
- ❑ Follow up with your primary health care provider within ___ days.
 - Work together to create a plan on how to manage your pain.
 - Talk about ways to help manage your pain that don't involve prescription opioids.
 - Talk about any and all concerns and side effects.
- ❑ Help prevent misuse and abuse.
 - Never sell or share prescription opioids.
 - Never use another person's prescription opioids.
- ❑ Store prescription opioids in a secure place and out of reach of others (this may include visitors, children, friends, and family).
- ❑ Safely dispose of unused prescription opioids: Find your community drug take-back program or your pharmacy mail-back program, or flush them down the toilet, following guidance from the Food and Drug Administration (www.fda.gov/Drugs/ResourcesForYou).
- ❑ Visit www.cdc.gov/drugoverdose to learn about the risks of opioid abuse and overdose.
- ❑ If you believe you may be struggling with addiction, tell your health care provider and ask for guidance or call SAMHSA's National Helpline at 1-800-662-HELP.